



Meaningful Innovation.

WEEE Number: 80133970

INSTRUCTION MANUAL RECHARGEABLE TABLE LAMP

TECHNICAL DATA


MODEL	VT-10117
SKU	23414, 23415 23416, 23417
POWER	3 W
RATED INPUT	5V
LUMENS	240 Lm
BEAM ANGLE	100°
CRI	≥80
DIMMABLE	10-100%
LIFE SPAN	25,000 Hours
IP RATING	IP20
MATERIAL	Leather Cloak+Metal
DIMENSION	200x330mm



BATTERY	CHARGING TIME	WORKING TIME
4000 mAh Li-ion Battery	3-4 Hours	Maximum Light >5 Hours Minimum Dark > 24 Hours

INTRODUCTION & WARRANTY

Thank you for selecting and buying V-TAC product. V-TAC will serve you the best. Please read these instructions carefully before starting the installation and keep this manual handy for future reference. If you have any other query, please contact our dealer or local vendor from whom you have purchased the product. They are trained and ready to serve you at the best. The warranty is valid for 2 years from the date of purchase. The warranty does not apply to damage caused by incorrect installation or abnormal wear and tear. The company gives no warranty against damage to any surface due to incorrect removal and installation of the product. The products are suitable for 10-12 Hours Daily operation. Usage of product for 24 Hours a day would void the warranty. This product is warranted for manufacturing defects only.



MULTI-LANGUAGE MANUAL QR CODE

Please scan the QR code to access the manual in multiple languages.



FR
Cet appareil,
ses accessoires,
cordons et batteries
se recyclent

À DÉPOSER
EN MAGASIN



À DÉPOSER
EN DÉCHÈTERIE



Points de collecte sur www.quefairedemesdechets.fr
Privilégiez la réparation ou le don de votre appareil !

In case of any query/issue with the product, please reach out to us at: support@v-tac.eu
For More products range, inquiry please contact our distributor or nearest dealers.
V-TAC EUROPE LTD. Bulgaria, Plovdiv 4000, bul.L.Karavelow 9B

WARNING

1. Please make sure to turn off the power before starting the installation.
2. The light source of this luminaire is not replaceable, when the light source reaches its end of life the whole luminaire should be replaced.
3. For indoor use only.

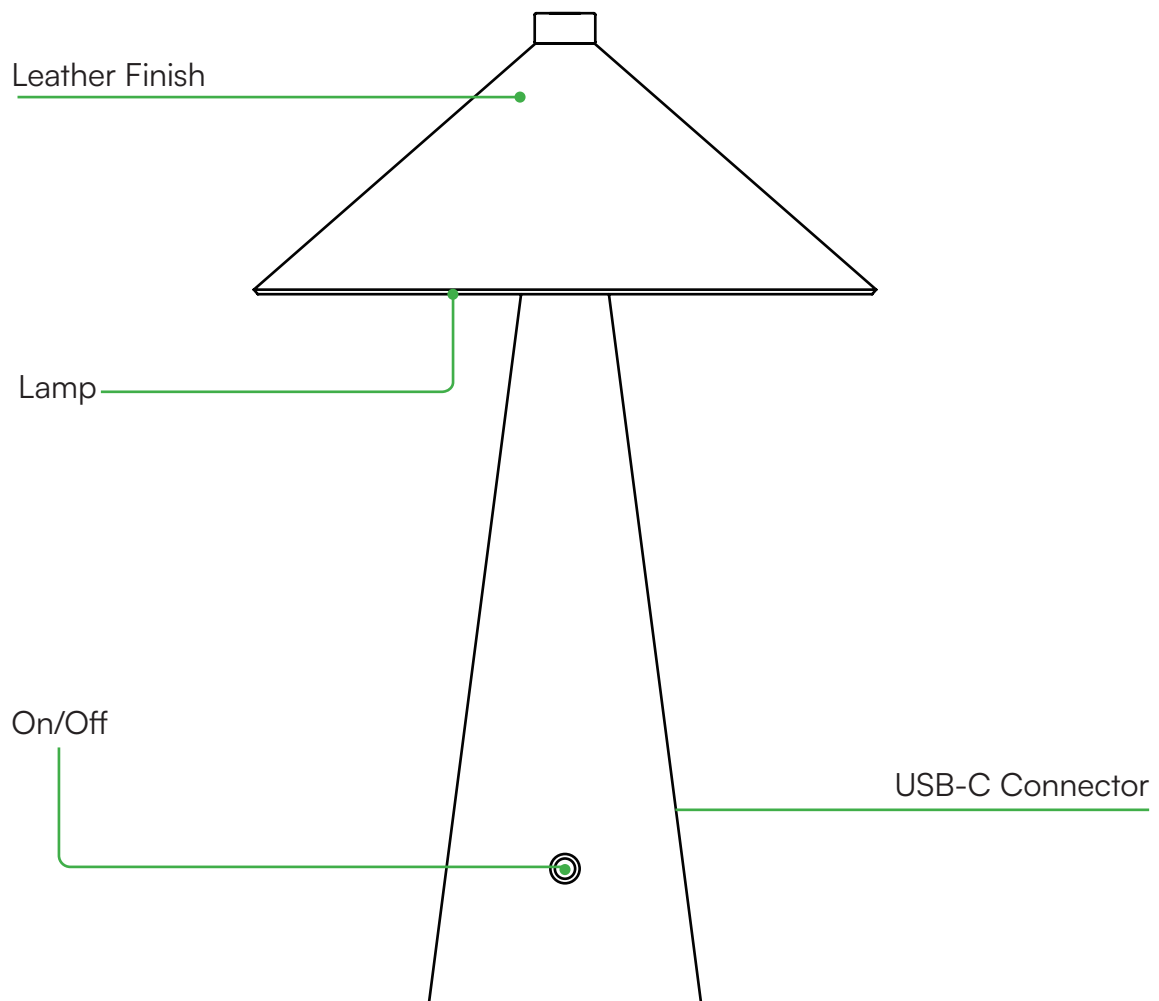


This marking indicates that this product should not be disposed of with other household wastes.

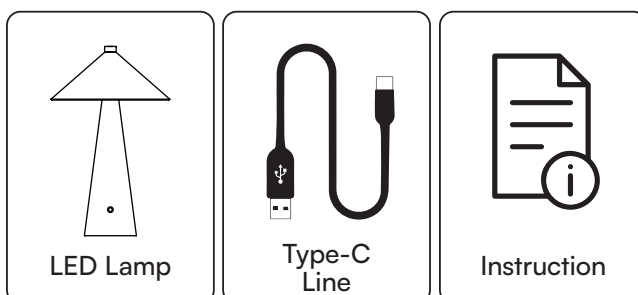


Caution, risk of electric shock.

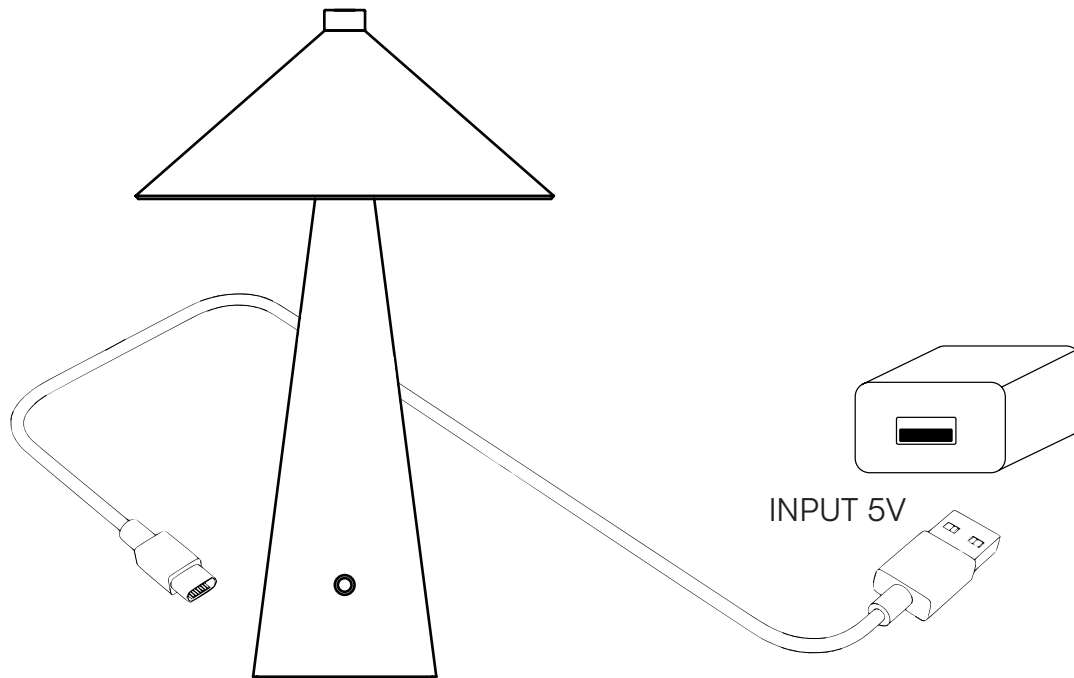
PRODUCT STRUCTURE



PACKAGE CONTENTS



INSTALLATION INSTRUCTION



Continuously touch the key, the main light changes in turn” on -> low -> medium -> high -> off” cycle selection.

Power hint: red light when charging, green light when full.

OPERATION CAUTIONS

1. Don't connect with dimming sensing device
2. Don't use the lamp in a humid or flammable environment.
3. Don't pull the power plug when your hands are wet to prevent electric shock
4. Don't cover the lamp with objects to prevent the lamp from being damaged or causing danger.

SOLAR PANEL MAINTENANCE & WARNING

- Do not use solvents, petrol, etc. Otherwise the light will be damaged.
- Clean the light with a dry, lint-free cloth.
- Check the solar panel for dirt regularly. If dirt or is present remove it to guarantee flawless function of the product.
- Especially during the winter, keep the product free from snow and ice.
- Confirm installation direction is correct (solar panel should be at top).
- Confirm no objects blocking the solar panel to receive sunlight.
- Keep away from the fire.
- Don't immerse in the water.

